
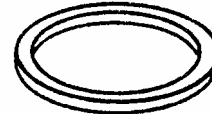


SPARK PLUG WIRE SETS

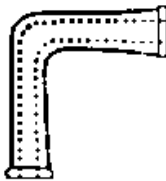
ATLAS P/N	QTY REQ	PLYMOUTH	DODGE	DESOTO	CHRYSLER/ IMPERIAL
908-039 IGNITION WIRE SET	1	1933-37	1933-37	1933-37	1933-37
827-012 SPARK PLUG BOOT	6	all PLYMOUTH	all DODGE	all DESOTO	6-cyl
908-013 IGNITION WIRE SET	1				1933-38
827-012 SPARK PLUG BOOT	8				8-cyl
908-004 STANDARD SET	1	1938-42	1938-42	1938-42	1938-42
908-032 EVER-DRY SET	1	all PLYMOUTH	all DODGE	all DESOTO	6-cyl
908-007 STANDARD SET	1				1938-42
908-033 EVER-DRY SET	1				8-cyl
908-005 STANDARD SET	1	1946-59	1946-59	1946-54	1946-54
908-030 EVER-DRY SET	1	6-cyl	6-cyl	6-cyl	6-cyl
908-008 STANDARD SET	1				1946-50
908-034 EVER-DRY SET	1				8-cyl
908-026 SET W/ INSULATORS	1		1953-54	1952-54	1951-54
908-009 CABLES ONLY	1		8-cyl	8-cyl	8-cyl
			1955-87	1955-57	1955-58
			Hemi	exc Firesweep	Hemi
908-011 METAL CORE SET	1	1955-57	1955-59	1957	1955-58
		8-cyl	Poly V-8	Firesweep	Saratoga
		1958-59			Windsor
		318 CID			
908-012 METAL CORE SET	1	1958	1958	1958	
		350 CID	350, 361 CID	all DESOTO	
908-003 SUPPRESSOR CORE SET	1	1959	1959	1959	
		361 CID	361, 383 CID	all DESOTO	



827-003
1951-58 HEMI
HEMI SPARK PLUG INSULATOR



806-063
1951-58 HEMI
SPARK PLUG TUBE SEAL



827-012
1933-37 SPARK PLUG BOOT




908-032 908-030
908-033 908-034
EVR-DRY SET



701-003: 1953-57 DODGE HEMI
1954-55 CHRYS HEMI

701-004: 1952-57 DESOTO HEMI
1956-58 CHRYS HEMI



825-108
SPARK PLUG CABLE
SEPARATOR

