



**GENERATOR CUT-OUT RELAYS
GENERATOR VOLTAGE REGULATORS
GENERATOR VOLTAGE REGULATOR FUSES
VOLTAGE REGULATORS**


ATLAS P/N	QTY REQ	PLYMOUTH	DODGE	DESOTO	CHRYSLER/ IMPERIAL
823-002 Cut-Out Relay	1	1936 all PLYMOUTH 1937-38 P3, P5 1939 P7 w/ relay	1939 w/ GMB 4606C-1 generator		
868-019	1	1937 P4 1938 P6 1939 P7 w/ regulator P8			
823-019 Gen Voltage Reg	1	1937 P3, P5, P7			
868-022 Gen Voltage Reg	1	1935 all PLYMOUTH 1936 P2	1936 all DODGE	1936 all DESOTO	1935-36 all Chrysler
868-020 Gen Voltage Reg	1		1937 all DODGE	1937 all DESOTO	1937 6-cylinder
868-006 Gen Voltage Reg	1	1940-48 all PLYMOUTH	1940-48 all DODGE	1940-48 all DESOTO	1940-48 all CHRYSLER
821-001 Regulator Fuse	1	1949 w/ GDZ-4810A gen	1949 w/ GDZ gen	1949 w/ GDZ gen	1949 w/ GDZ gen
868-007 Gen Voltage Reg	1				1949-52 w/ GGJ, GGU gen 1953-55 CUSTOM IMPERIAL
868-008 Gen Voltage Reg	1	1949 w/ GGW-6001B gen	1949 w/ GGW gen	1949 w/ GGW gen	1949-52 w/ GGW gen
821-001 Regulator Fuse	1	1950-55 all PLYMOUTH	1950-55 all DODGE	1950-55 all DESOTO	1953-55 exc IMPERIAL
868-009 Gen Voltage Reg	1	1956-59 w/ 30,35 amp gen exc Valiant	1956-59 w/ 30, 35 amp gen	1956-59 w/ 30, 35 amp gen	1953-55 CROWN IMPERIAL 1956-59 w/ 30, 35 amp gen
821-002 Regulator Fuse	1				
868-010 Gen Voltage Reg	1	1956-59 w/ 40 amp gen exc Valiant	1956-59 w/ 40 amp gen	1956-59 w/ 40 amp gen	1956-59 w/ 40 amp gen



823-002



823-003



868-006
868-008
868-009