




## BATTERY CABLES



**1936-42  
STYLE**



**1946-55  
STYLE**



**1956-59  
STYLE**

ATLAS P/N	QTY REQ	PLYMOUTH	DODGE	DESOTO	CHRYSLER
706-071 66" NEGATIVE CABLE 708-051 37" GROUND CABLE	1 1	1936 all PLYMOUTH	1936 all DODGE	1936 S1	1936 exc C8
708-072 60" NEGATIVE CABLE 706-051 37" GROUND CABLE	1 1	1938 all PLYMOUTH	1938 all DODGE	1936 S2 1938 all DESOTO 1939 w/ overdrive	1936 C8 w/ overdrive 1938 C18, C19 1939 C22, C23 w/ overdrive
708-072 60" NEGATIVE CABLE 706-052 42" GROUND CABLE	1 1	1937 all PLYMOUTH		1937 all DESOTO 1939 w/ overdrive	1936 C8 w/ overdrive 1937 C14, C15 1939 C22, C23 w/ o overdrive
708-073 24' NEGATIVE CABLE 708-052 42" GROUND CABLE	1 1		1937 all DODGE		
708-071 66" NEGATIVE CABLE 708-052 42" GROUND CABLE	1 1				1937 C17
708-072 60" NEGATIVE CABLE 708-025 30" GROUND CABLE	1 1	1939 all PLYMOUTH			
708-072 60" NEGATIVE CABLE 708-053 24" GROUND CABLE	1 1	1940 all PLYMOUTH	1940 all DODGE	1940 all DESOTO	
706-071 66" NEGATIVE CABLE 708-053 24" NEGATIVE CABLE	1 1				1940 C27
708-074 54" NEGATIVE CABLE 708-053 24" GROUND CABLE	1 1				1940 C25
708-070 30" NEGATIVE CABLE 708-024 24" GROUND CABLE	1 1	1941-42 all PLYMOUTH	1941-42 all DODGE	1941-42 all DESOTO	1941-42 6-cylinder
708-070 30" NEGATIVE CABLE 708-077 30" GROUND CABLE	1 1				1941-42 8-cylinder
706-018 12' NEGATIVE CABLE 708-024 24" GROUND CABLE 708-032 14' STARTER CABLE	1 1 1	1946-50 all PLYMOUTH			
708-010 17" NEGATIVE CABLE 708-024 24" GROUND CABLE 708-032 14' STARTER CABLE	1 1 1		1946-48 all DODGE		
708-021 42" NEGATIVE CABLE 708-024 24" GROUND CABLE	1 1			1946-48 all DESOTO	1946-48 6-cylinder
708-021 42" NEGATIVE CABLE 708-077 30" GROUND CABLE	1 1				1946-48 8-cylinder

### Battery Cables (Cont'd)

ATLAS P/N	QTY REQ	PLYMOUTH	DODGE	DESOTO	CHRYSLER
708-010 17" NEGATIVE CABLE 708-054 16" GROUND CABLE 708-032 14" STARTER CABLE	1 1 1		1949-50 all DODGE		
708-022 33" NEGATIVE CABLE 708-054 16" GROUND CABLE	1 1			1949-52 all DESOTO	1949-50 all CHRYSLER
708-018 12" NEGATIVE CABLE 708-054 16" GROUND CABLE 708-033 17" STARTER CABLE	1 1 1	1951-52 all PLYMOUTH			
708-023 37" NEGATIVE CABLE 708-054 16" GROUND CABLE	1 1				1951-52 all CHRYSLER
708-018 12" NEGATIVE CABLE 708-064 16" GROUND CABLE 708-032 14" STARTER CABLE	1 1 1		1951-52 all DODGE		
708-018 12" NEGATIVE CABLE 708-017 20" GROUND CABLE 708-033 17" STARTER CABLE	1 1 1	1953-54 all PLYMOUTH 1955 6-CYLINDER			
708-010 17" NEGATIVE CABLE 708-017 20" GROUND CABLE 708-033 17" STARTER CABLE	1 1 1		1953-55 all DODGE		
708-023 37" NEGATIVE CABLE 708-017 20" GROUND CABLE	1 1			1953 6-CYLINDER	1953 6-CYLINDER
708-019 3-POINT NEG CABLE 708-017 20" GROUND CABLE	1 1			1953-54 8-CYLINDER 1955 all DESOTO	1953-54 8-CYLINDER 1955 all CHRYSLER all IMPERIAL
708-018 12" NEGATIVE CABLE 708-017 20" GROUND CABLE 708-005 32" STARTER CABLE	1 1 1	1955 8-CYLINDER			
708-016 17" POSITIVE CABLE 706-001 23" GROUND CABLE 708-020 22" STARTER CABLE	1 1 1	1956 all PLYMOUTH	1956 all DODGE		
708-015 3-POINT POS CABLE 708-001 23" GROUND CABLE	1 1			1956 all DESOTO 1957-59 exc Firesweep	1956-59 all CHRYSLER all IMPERIAL
708-003 13" POSITIVE CABLE 708-001 23" GROUND CABLE 708-020 22" STARTER CABLE	1 1 1	1967-59 all PLYMOUTH	1967-59 all DODGE	1957-59 Firesweep	